


hpf 600 series HVLS Fans

**DIRECT
DRIVE**



Sophisticated, versatile, Powerful, & efficient FANS FOR
COMMERCIAL & LIGHT INDUSTRIAL SPACES

AIRFOILS - SIX ANODIZED ALUMINUM AIRFOILS

WINGLETS - BLACK AIRFOIL TIP COVERS PROVIDE A FINISHED LOOK AT THE END OF THE AIRFOILS

DIRECT DRIVE MOTOR - PURPOSE BUILT DIRECT DRIVE MOTOR FOR QUIET AND RELIABLE OPERATION, UP TO 50% MORE EFFICIENT THAN SIMILAR FANS THAT USE A GEARMOTOR, ZERO MAINTENANCE

HUB ASSEMBLY - INTEGRATED INTO THE MOTOR DESIGN FOR A PERFECTLY BALANCED ASSEMBLY

CONTROLLER - WALL MOUNTED VFD ENCLOSURE WITH ROTARY SWITCH OR DIGITAL KEYPAD CONTROL OPTIONS, VARIABLE SPEED CONTROL, REVERSIBLE

MOUNTING - UPPER MOUNT WITH 1 FT. EXTENSION STANDARD, OPTIONAL MOUNT KITS FOR BAR JOISTS, PURLINS, I-BEAMS, WOOD FRAMES, AND SOLID BEAMS

SAFETY FEATURES - HEAVY DUTY STRUTS, SAFETY CABLES, GRADE 8 BOLTS, OPTIONAL GUY WIRE KIT AND FIRE ALARM RELAY AVAILABLE

COLORS - STANDARD COLORS FOR HPF 600 SERIES HVLS FANS ARE SILVER AND BLACK; OTHER COLORS AVAILABLE UPON REQUEST

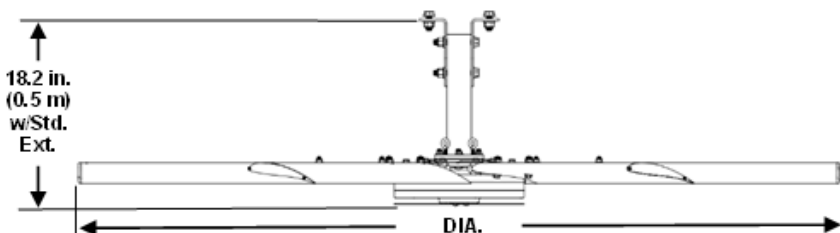
WARRANTY - LIFETIME MECHANICAL, 10-YEAR POWERTRAIN, & 3-YEAR ELECTRICAL



TECHNICAL SPECIFICATIONS

FAN DIAMETER	8 Ft. (2.4 m)	10 Ft. (3 m)	12 Ft. (3.6 m)	14 Ft. (4.2 m)
WEIGHT*	44 lb (20 kg)	64 lb (29.1 kg)	72 lb (32.7 kg)	88 lb (40 kg)
MAXIMUM SPEED	150 RPM	112 RPM	90 RPM	68 RPM
MOTOR HORSEPOWER	0.5 HP (0.37 kW)	0.75 HP (0.56 kW)		
MAXIMUM CFM	27,706 CFM	46,268 CFM	62,774 CFM	75,705 CFM
AIRFOIL CLEARANCES	2 Ft. (0.6 m) on sides 2 Ft. (0.6 m) below ceiling			3 Ft. (0.9 m) on sides 3 Ft. (0.9 m) below ceiling
COVERAGE AREA**	3 to 5 Times Diameter			
INPUT POWER AND REQUIRED BREAKER	110-125 VAC, 1 Ph., 50/60 Hz., 10 A 200-240 VAC, 1 Ph., 50/60 Hz., 10 A			

* Weight includes standard upper mount and 1 ft. extension tube ** Dependent upon obstructions within the flow path



WILLOUGHBY, OHIO • (440) 895-7676 • WWW.HIGHPERFORMANCEFAN.COM

INFO@HIGHPERFORMANCEFAN.COM

Fan controls



ROTARY SWITCH

THE SIMPLEST AND MOST ECONOMICAL CONTROL OPTION; PROVIDES USERS WITH THE ABILITY TO TURN THEIR FAN ON/OFF, REVERSE THE FAN, AND VARY THE FAN SPEED INFINITELY, A VERY RELIABLE CONTROL OPTION, MOUNTS TO ANY 2-GANG OUTLET BOX



DIGITAL KEYPAD CONTROL

CONTROL AN INDIVIDUAL FAN USING THE DIGITAL KEYPAD CONTROL, ACCESS VFD PARAMETERS AND TROUBLESHOOT REMOTELY FROM GROUND LEVEL, A RELIABLE CONTROL OPTION WITH A OUTLET BOX/WALL MOUNTING PLATE

mounting options

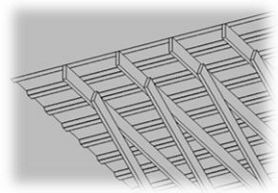
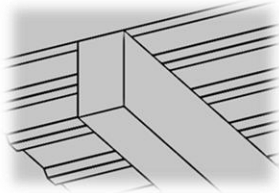
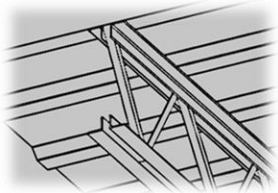
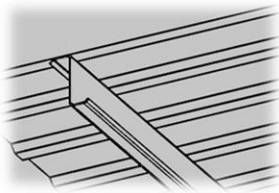
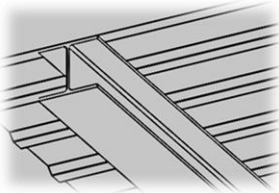
I-BEAM

purlin

bar joist

solid BEAM

wood frame



ORDER GUIDE

EXAMPLE: **HPF6102205300**

HPF	Fan Series	Fan Diameter	Line Voltage	Controller	Color	Mount Kit	Mounting Extension	Guy Wire Kit	Fire Alarm Relay
	6 - 600 Series	08 - 8 Ft. Dia. 10 - 10 Ft. Dia. 12 - 12 Ft. Dia. 14 - 14 Ft. Dia.	1 - 110-120 VAC, 1 Phase 2 - 208-240 VAC, 1 Phase 3 - 380-480 VAC, 3 Phase	0 - No Control (Multi-Fan Option) 1 - Rotary Switch w/50 Ft. Cable 2 - Rotary Switch w/75 Ft. Cable 3 - Rotary Switch w/100 Ft. Cable 4 - Rotary Switch w/Custom Cable 5 - Digital Control w/50 Ft. Cable 6 - Digital Control w/75 Ft. Cable 7 - Digital Control w/100 Ft. Cable 8 - Digital Control w/Custom Cable 9 - Multi-Fan Touch Screen Control	0 - Standard 1 - Custom	0 - Std. Mount 1 - I-Beam 2 - Purlin 3 - Solid Beam 4 - Bar Joist 5 - Wood Frame	1 - 1 Ft. 2 - 2 Ft. 3 - 3 Ft. 4 - 4 Ft. 5 - 5 Ft. 6 - 6 Ft. 7 - 7 Ft. 8 - 8 Ft. 9 - Custom	0 - None 1 - Included	0 - None 1 - Included

follow us on social media



Contact us today!

