


# hpf 500 series HVLS Fans



**AN AFFORDABLE & EFFECTIVE COMFORT SOLUTION FOR YOUR FACILITY**

**AIRFOILS** - FIVE EXTRUDED ALUMINUM AIRFOILS (MILL FINISH)

**WINGLETS\*** - AERODYNAMIC WINGLETS TO HELP ELIMINATE WIND NOISE (SAFETY RED or BLACK)

**MOTOR AND GEARBOX** - INDUSTRIAL GRADE MOTOR AND GEARBOX FOR DURABLE AND RELIABLE OPERATION, LUBRICATED FOR LIFE WITH SYNTHETIC OIL, GEAR RATIO OPTIMIZED FOR ENERGY EFFICIENCY

**HUB ASSEMBLY** - PRECISION MACHINED ALUMINUM HUB AND COMPONENTS FOR BALANCED LOAD DISTRIBUTION


**CONTROLLER** - ONBOARD NEMA 4 VFD; WALL MOUNTED ROTARY SWITCH ALLOWS FOR FLOOR LEVEL, VARIABLE SPEED CONTROL, OPTIONAL REMOTE, DIGITAL, KEYPAD CONTROL, AND BLUETOOTH DONGLE AVAILABLE

**MOUNTING OPTIONS AVAILABLE** - DIRECT MOUNT, BAR JOIST MOUNT, Z-PURLIN MOUNT, SMALL I-BEAM MOUNT, LARGE I-BEAM MOUNT, AND SOLID BEAM MOUNT

**SAFETY FEATURES** - HUB ASSEMBLY SAFETY BRACKETS, SAFETY CABLES, GRADE 8 BOLTS, OPTIONAL GUY WIRE KIT AND FIRE ALARM RELAY AVAILABLE

**COLORS** - STANDARD COLORS FOR HPF 500 SERIES HVLS FANS ARE SILVER, RED, AND BLACK; OTHER COLORS AVAILABLE UPON REQUEST

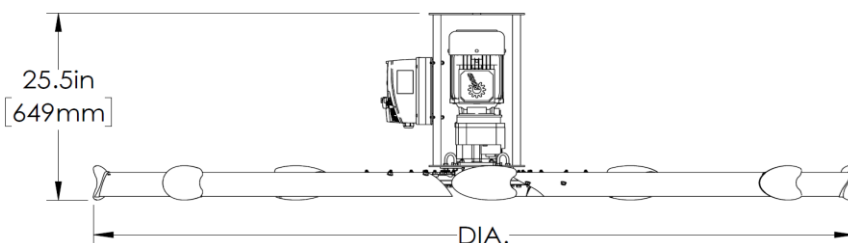
**WARRANTY** - LIFETIME MECHANICAL, 8-YEAR POWERTRAIN, & 3-YEAR ELECTRICAL



## TECHNICAL SPECIFICATIONS

FAN DIAMETER	10 Ft. (3 m)	12 Ft. (3.5 m)	14 Ft. (4.3 m)	16 Ft. (4.9 m)	18 Ft. (5.5 m)	20 Ft. (6.1 m)	24 Ft. (7.3 m)
WEIGHT	136 lb. (61.7 kg)	149 lb. (67.6 kg)	166 lb. (75.3 kg)	178 lb. (80.7 kg)	187 lb. (84.8 kg)	196 lb. (88.9 kg)	196 lb. (88.9 kg)
MAXIMUM SPEED	84 RPM	75 RPM	67 RPM	57 RPM	51 RPM		48 RPM
MOTOR HORSEPOWER	0.75 HP (.55 kW)		1.5 HP (1.1 kW)		2 HP (1.5 kW)		
MAXIMUM CFM**	57,533	84,861	129,253	162,284	187,283	239,136	311,705
POWER CONSUMPTION**	752 Watts	770 Watts	1000 Watts	982 Watts	1,372 Watts	1,819 Watts	2,132 Watts
AIRFOIL CLEARANCES	3 Ft. (0.9 m) on sides 4 Ft. (1.2 m) below ceiling		3 Ft. (0.9 m) on sides 5 Ft. (1.5 m) below ceiling		3 Ft. (0.9 m) on sides 6 Ft. (1.8 m) below ceiling		
COVERAGE AREA***	3 to 5 Times Diameter						
INPUT POWER AND REQUIRED BREAKER	110-115 VAC, 50/60 Hz. 1 Ph, 15 A 200-240 VAC, 50/60 Hz. 1 Ph, 15 A 200-240 VAC, 50/60 Hz. 3 Ph, 15 A 400-480 VAC, 50/60 Hz. 3 Ph, 10 A			200-240 VAC, 50/60 Hz. 1 Ph, 15 A 200-240 VAC, 50/60 Hz. 3 Ph, 15 A 400-480 VAC, 50/60 Hz. 3 Ph, 10 A			

\*524 Supplied with end caps only \*\*Tested per AMCA 230-2015 test standard \*\*\* Dependent upon obstructions within the flow path



WILLOUGHBY, OHIO • (440) 895-7676 • WWW.HIGHPERFORMANCEFAN.COM  
INFO@HIGHPERFORMANCEFAN.COM

# Fan controls



### ROTARY SWITCH

THE SIMPLEST AND MOST ECONOMICAL CONTROL OPTION; PROVIDES USERS WITH THE ABILITY TO TURN THEIR FAN ON/OFF AND VARY THE FAN SPEED INFINITELY, A VERY RELIABLE CONTROL OPTION, MOUNTS TO ANY 2-GANG OUTLET BOX



### DIGITAL KEYPAD CONTROL

CONTROL AN INDIVIDUAL FAN OR A GROUP OF UP TO 63 FANS FROM A SINGLE KEYPAD, ACCESS VFD PARAMETERS AND VIEW VFD FAULT CODES REMOTELY FROM GROUND LEVEL, A RELIABLE CONTROL OPTION WITH SOME "NICE TO HAVE" FEATURES, MOUNTS TO ANY 2-GANG OUTLET BOX

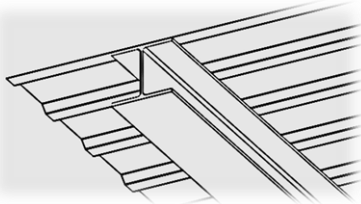


### BLUETOOTH DONGLE

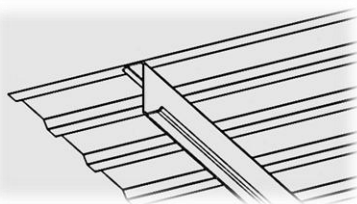
FOR THOSE THAT LIKE TO BE CONNECTED; THE BLUETOOTH DONGLE PLUGS INTO THE ONBOARD VFD AND ALLOWS USERS TO CONTROL AN INDIVIDUAL FAN OR A GROUP OF FANS FROM THEIR SMARTPHONE, MUST BE USED IN CONJUNCTION THE DIGITAL KEYPAD CONTROL

# mounting options

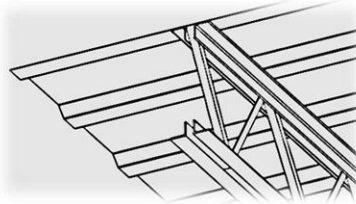
I-BEAM



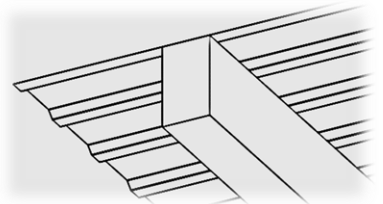
Z-pur l in



bar joist



solid BEAM



# ORDER GUIDE

EXAMPLE: **HPF5162103200**

HPF	Fan Series	Fan Diameter	Line Voltage	Controller	Color	Mount Kit	Mounting Extension	Guy Wire Kit	Fire Alarm Relay
	5 - 500 Series 7 - 700 Series	10 - 10 Ft. Dia. 12 - 12 Ft. Dia. 14 - 14 Ft. Dia. 16 - 16 Ft. Dia. 18 - 18 Ft. Dia. 20 - 20 Ft. Dia. 24 - 24 Ft. Dia.	1 - 110-120 VAC, 1 Phase 2 - 208-240 VAC, 1 Phase 3 - 208-240 VAC, 3 Phase 4 - 460-480 VAC, 3 Phase	0 - No Controller (Multi-Fan Install) 1 - Rotary Switch w/50 Ft. Cable 2 - Rotary Switch w/75 Ft. Cable 3 - Rotary Switch w/100 Ft. Cable 4 - Rotary Switch w/Custom Cable 5 - Digital Control w/50 Ft. Cable 6 - Digital Control w/75 Ft. Cable 7 - Digital Control w/100 Ft. Cable 8 - Digital Control w/Custom Cable	0 - Standard 1 - Custom	0 - None 1 - Small I-Beam 2 - Large I-Beam 3 - Z-Purlin 4 - Small Solid Beam 5 - Large Solid Beam 6 - Std. Bar Joist - Direct 7 - Std. Bar Joist w/Ext. 8 - Long Span Bar Joist - Direct 9 - Long Span Bar Joist w/Ext.	0 - None 1 - 1 Ft. 2 - 2 Ft. 3 - 3 Ft. 4 - 4 Ft. 5 - 5 Ft. 6 - 6 Ft.	0 - None 1 - Included	0 - None 1 - Included



Contact us today!

