

HPF 300 SERIES HVLS FANS

**DIRECT
DRIVE**



BUDGET FRIENDLY, POWERFUL, & EFFICIENT FANS FOR
COMMERCIAL & LIGHT INDUSTRIAL SPACES

AIRFOILS - THREE ANODIZED ALUMINUM AIRFOILS

WINGLETS - BLACK AIRFOIL TIP COVERS PROVIDE A FINISHED LOOK AT THE END OF THE AIRFOILS

DIRECT DRIVE MOTOR - PURPOSE BUILT DIRECT DRIVE MOTOR FOR QUIET AND RELIABLE OPERATION, UP TO 50% MORE EFFICIENT THAN SIMILAR FANS THAT USE A GEARMOTOR, ZERO MAINTENANCE

HUB ASSEMBLY - INTEGRATED INTO THE MOTOR DESIGN FOR A PERFECTLY BALANCED ASSEMBLY


CONTROLLER - CEILING MOUNTED VFD; WALL MOUNTED ROTARY SWITCH OR DIGITAL KEYPAD FOR FLOOR LEVEL, VARIABLE SPEED CONTROL, REVERSIBLE

MOUNTING - UPPER MOUNT WITH 1 FT. EXTENSION STANDARD, OPTIONAL MOUNT KITS FOR BAR JOISTS, PURLINS, I-BEAMS, WOOD FRAMES, AND SOLID BEAMS

SAFETY FEATURES - STRUT SUPPORTS, SAFETY CABLES, GRADE 8 BOLTS, OPTIONAL GUY WIRE KIT AND FIRE ALARM RELAY AVAILABLE

COLORS - STANDARD COLORS FOR HPF 300 SERIES HVLS FANS ARE SILVER AND BLACK; OTHER COLORS AVAILABLE UPON REQUEST

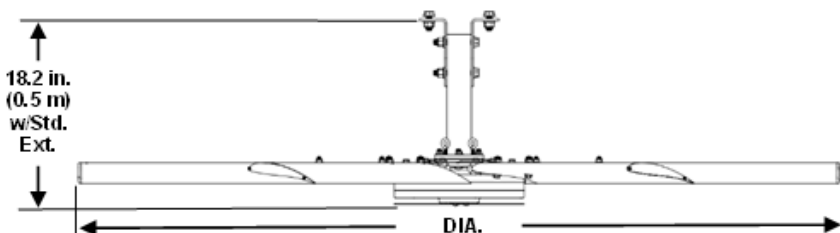
WARRANTY - LIFETIME MECHANICAL, 10-YEAR POWERTRAIN, & 3-YEAR ELECTRICAL



TECHNICAL SPECIFICATIONS

FAN DIAMETER	10 Ft. (3 m)	12 Ft. (3.6 m)	14 Ft. (4.2 m)	16 Ft. (4.8 m)	18 Ft. (5.4 m)	20 Ft. (6 m)
WEIGHT*	49 lb (22.3 kg)	59 lb (26.8 kg)	64 lb (29.1 kg)	80 lb (36.4 kg)	85 lb (38.6 kg)	90 lb (40.9 kg)
MAXIMUM SPEED	108 RPM	94 RPM	80 RPM	63 RPM	53 PM	44 RPM
MOTOR HORSEPOWER	0.5 HP (0.37 kW)	0.75 HP (0.56 kW)		1 HP (0.75 kW)		
MAXIMUM CFM	36,639	52,658	73,958	104,552	122,692	137,909
AIRFOIL CLEARANCES	2 Ft. (0.6 m) on sides 2 Ft. (0.6 m) below ceiling			3 Ft. (0.9 m) on sides 3 Ft. (0.9 m) below ceiling		
COVERAGE AREA**	3 to 5 Times Diameter					
INPUT POWER AND REQUIRED BREAKER	110-125 VAC, 1 Ph., 50/60 Hz., 20 A 200-240 VAC, 1 Ph., 50/60 Hz., 10 A					

* Weight includes standard upper mount and 1 ft. extension tube ** Dependent upon obstructions within the flow path



WILLOUGHBY, OHIO • (440) 895-7676 • WWW.HIGHPERFORMANCEFAN.COM

INFO@HIGHPERFORMANCEFAN.COM

FAN CONTROLS



ROTARY SWITCH

THE SIMPLEST AND MOST ECONOMICAL CONTROL OPTION; PROVIDES USERS WITH THE ABILITY TO TURN THEIR FAN ON/OFF, REVERSE THE FAN, AND VARY THE FAN SPEED INFINITELY, A VERY RELIABLE CONTROL OPTION, MOUNTS TO ANY 2-GANG OUTLET BOX



DIGITAL KEYPAD CONTROL

CONTROL AN INDIVIDUAL FAN USING THE DIGITAL KEYPAD CONTROL, ACCESS VFD PARAMETERS AND TROUBLESHOOT REMOTELY FROM GROUND LEVEL, A RELIABLE CONTROL OPTION WITH A OUTLET BOX/WALL MOUNTING PLATE

MOUNTING OPTIONS

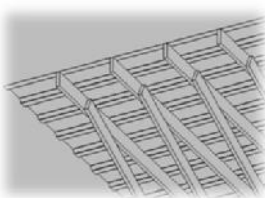
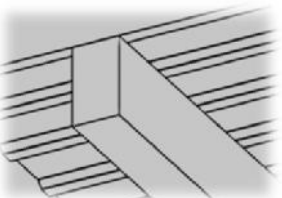
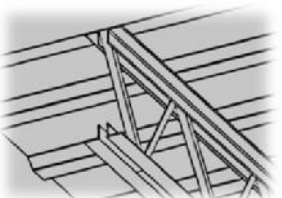
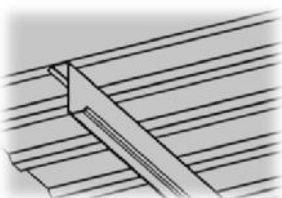
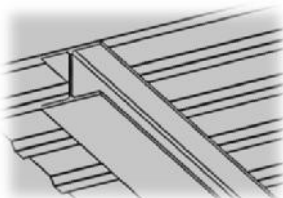
I-BEAM

PURLIN

BAR JOIST

SOLID BEAM

WOOD FRAME



ORDER GUIDE

EXAMPLE: **HPF3102205300**

HPF	Fan Series	Fan Diameter	Line Voltage	Controller	Color	Mount Kit	Mounting Extension	Guy Wire Kit	Fire Alarm Relay
	3 - 300 Series 6 - 600 Series	06 - 6 Ft. Dia. 08 - 8 Ft. Dia. 10 - 10 Ft. Dia. 12 - 12 Ft. Dia. 14 - 14 Ft. Dia. 16 - 16 Ft. Dia. 18 - 18 Ft. Dia. 20 - 20 Ft. Dia.	1 - 110-120 VAC, 1 Phase 2 - 208-240 VAC, 1 Phase	0 - Standard 1 - Custom	0 - Standard 1 - Custom	0 - None 1 - I-Beam 2 - Purlin 3 - Solid Beam 4 - Bar Joist 5 - Wood Frame	0 - None 1 - 1 Ft. 2 - 2 Ft. 3 - 3 Ft. 4 - 4 Ft. 5 - 5 Ft. 6 - 6 Ft. 7 - 7 Ft. 8 - 8 Ft. 9 - Custom	0 - None 1 - Included	0 - None 1 - Included

FOLLOW US ON SOCIAL MEDIA



CONTACT US TODAY!

